

UZZS1400-2

2V 1400AH

OPzS

Ultracell®

Quality in Every Language

UZZS1400-2



Physical Specification

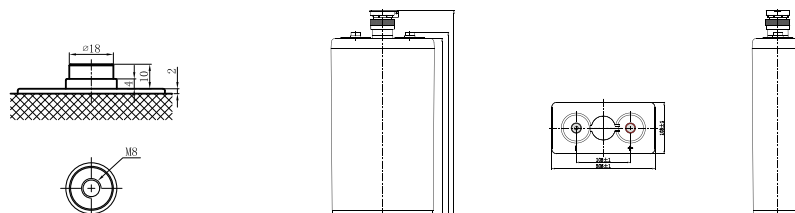
Part Number	UZZS1400-2
Length	233 ± 2 mm
Width	210 ± 2 mm
Container Height	646 ± 2 mm
Total Height (with terminal)	701 ± 2 mm
Approx Weight without / with Electrolyte	57.0kg / 77.0kg

Specifications

	Nominal Voltage	2V
	Nominal Capacity (120HR)	1400AH
Terminal Type	Standard Terminal	-
	Optional Terminal	-
Container Material	Standard Option	SAN transparent container
Rated Capacity	(20 hr, 1.80V/cell, 20°C)	1230 AH
	(10 hr, 1.80V/cell, 20°C)	1071.0 AH
	(5 hr, 1.75V/cell, 20°C)	958.0 AH
	(3 hr, 1.75V/cell, 20°C)	809.1 AH
Max Discharge Current	8000A (5s)	
Internal Resistance	Approx 0.28mΩ	
Discharge Characteristics	Operating Temp. Range	Discharge: -15 ~ 50°C Charge: 0 ~ 40°C Storage: -15 ~ 40°C
	Type and number of poles	F8/4
	Charging	Floating voltage: 2.23V~2.25V at 20°C Temp. Boost charge: 2.30V~2.40V at 20°C Temp. Charging current(max.): 0.1CA Temp.Coefficient -3mV/°C
	Capacity affected by Temperature	40°C 103% 25°C 100% 0°C 86%
Design Floating Life at 20°C	20 Years	
Self Discharge	Ultracell UZZS batteries may be stored for up to 6 months at 25°C and then a refresh charge is required. For higher temperatures the time interval will be shorter.	

Dimensions

Terminal



Revised: 12 Sep 2014

ALL DATA IS SUBJECT TO CHANGE WITHOUT NOTICE

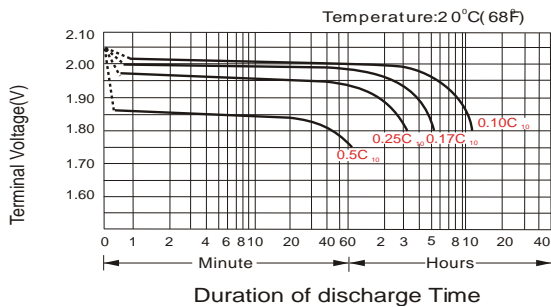
Constant Current Discharge (Amperes) at 20°C

F.V/Time	30min	45min	1h	1.5h	2h	3h	4h	5h	6h	8h	10h	20h
1.60V/cell	952.0	746.7	632.0	480.0	393.5	292.0	238.2	203.2	176.2	140.0	115.8	62.4
1.65V/cell	900.0	708.0	598.0	466.7	381.5	284.7	232.8	199.0	174.3	137.5	113.4	61.5
1.70V/cell	826.0	662.7	571.0	448.0	364.5	277.7	228.8	196.0	171.8	135.3	111.8	60.8
1.75V/cell	742.0	622.7	540.0	428.7	352.5	269.7	222.0	191.6	166.8	133.3	109.9	59.9
1.80V/cell	640.0	560.0	501.0	402.7	338.4	257.6	214.1	182.8	161.6	129.3	107.1	59.1
1.85V/cell	538.0	476.0	433.0	360.0	308.0	237.0	197.3	171.4	153.0	122.8	102.0	57.1

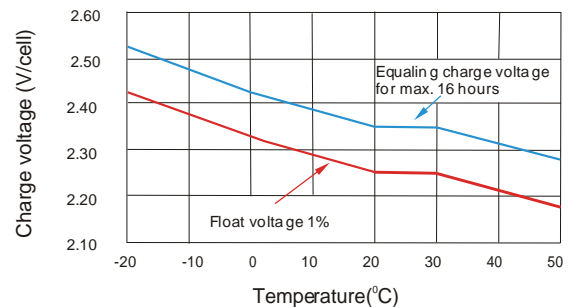
Constant Power Discharge (Watts) at 20°C

F.V/Time	30min	45min	1h	1.5h	2h	3h	4h	5h	6h	8h	10h	20h
1.60V/cell	1625.1	1306.7	1122.1	862.9	715.6	534.8	440.1	378.0	329.8	263.3	218.6	118.3
1.65V/cell	1569.7	1253.7	1070.6	843.1	697.2	524.0	432.2	372.1	327.9	259.9	215.2	117.2
1.70V/cell	1460.4	1185.7	1029.9	814.8	669.0	513.6	426.2	367.9	324.3	256.6	212.8	116.2
1.75V/cell	1333.9	1126.0	983.2	785.3	651.7	501.9	415.7	361.3	316.0	253.7	210.2	115.0
1.80V/cell	1166.2	1028.1	923.9	746.1	631.3	483.1	403.3	346.4	308.0	247.5	206.0	114.1
1.85V/cell	996.9	886.6	810.2	676.2	580.9	449.2	375.4	327.6	293.9	236.8	197.7	111.3

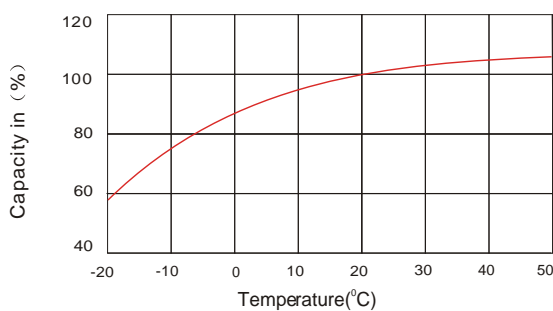
Discharge Characteristics



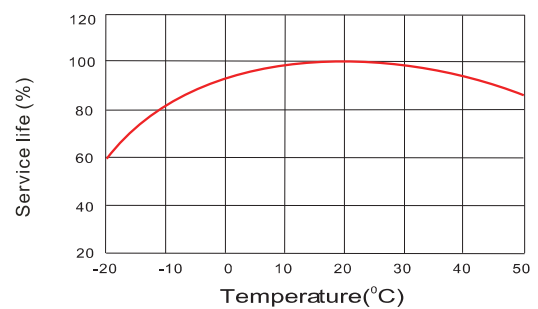
Charge voltage Vs ambient temperature curve



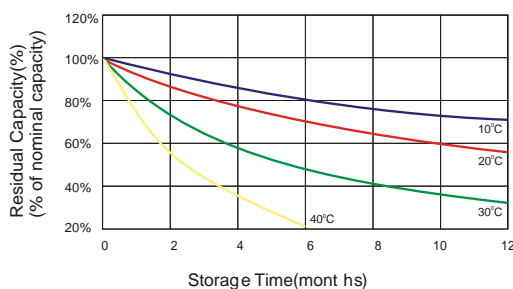
Discharge capacity Vs Ambient temperature curve (I10A)



Relation curves of service life and ambient temperature



Self Discharge Characteristics



No supplementary charge required (Carry out supplementary charge before use if 100% capacity is required.)

Supplementary charge required before use. Optional charging way:

- 1.Charged for above 3 days at current 0.1C A and constant volatge 2.25V/cell.
- 2.Charged for above 20hours at current 0.1C A and constant volatge 2.45V/cell.
- 3.Charged for 8~10hours at limited current 0.05CA .

Supplementary charge may often fail to recover the capacity. The battery should never be left standing till this is reached.