



**Mono**

## MUST Solar Module SM-200

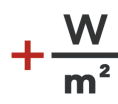
### Introduction

MUST MONO half-cut single module Assembled with PERC cells, the half-cell configuration of the modules offers the advantages of higher power output, Cell temperature dependent performance, reduced shading effect on the energy generation, lower risk of hot spot, as well as enhanced tolerance for mechanical loading.



### Higher Durability

The multi-busbar design can decrease the risk of the cell micro-cracks and fingers broken.



### High Power Density

High conversion efficiency and more power output per square meter, by lower series resistance and improved light harvesting.



### PID Resistant

Tested in accordance to the standard IEC 62804, our PV modules have demonstrated resistance against PID (Potential Induced Degradation), which translates to security for your investment.

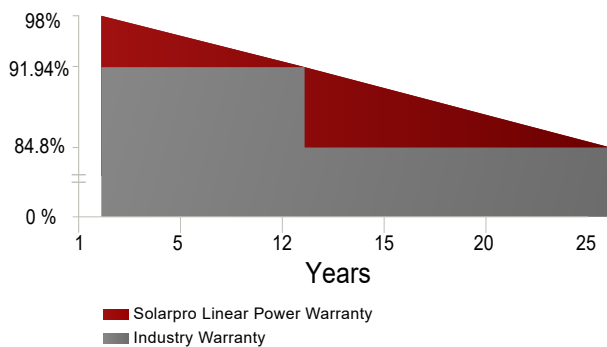


### Bigger Cells with better performance

A slight increase of the size of our cells, Boosts the performance of the newest modules by six percent on average.

### Quality Assurance

- 12-year warranty for material and technology
- 25-year linear power output warranty

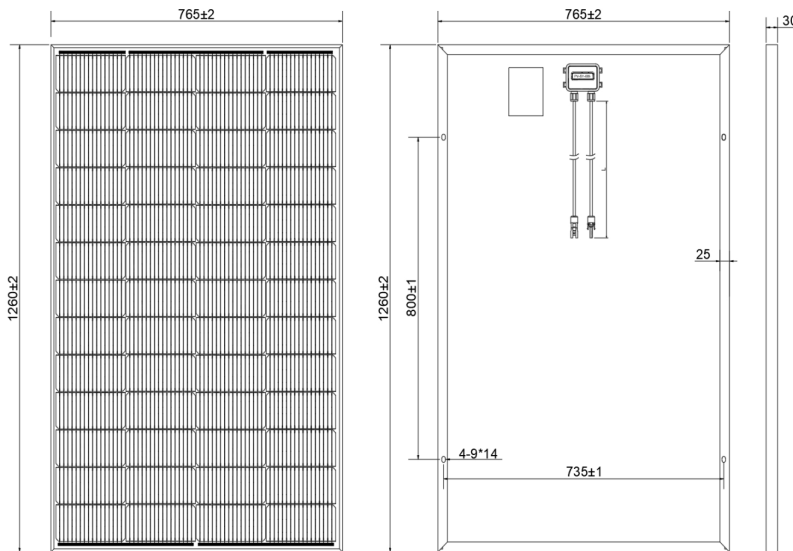


### Comprehensive Certificates

- IEC61215, IEC61730
- ISO9001:2015 Quality management systems
- ISO14001:2015 Environmental management systems
- ISO45001:2018 Occupational health and safety management systems



### MECHANICAL DIAGRAMS



### SPECIFICATIONS

Weight	9.7kg
Dimensions	1290*760*30mm
Cell Size	182*91mm
Cell Amount	4*13pcs
Maximum System Voltage	1000V
Junction Box	IP65
Frame	Anodized Aluminum Alloy
Cable	4.0mm <sup>2</sup> /70CM
Connector	MC4
Application Class	Class A

### ELECTRICAL PARAMETERS AT STC

Module Type	SM-200
Maximum Power (Pmax/W)	200
Open Circuit Voltage (Voc/V)	35.26
Short Circuit Current (Isc/A)	6.79
Maximum Power Voltage (Vmp/V)	31.2
Maximum Power Current (Imp/A)	6.41
Module Efficiency (%)	20.70

\*Under Standard Test Conditions (STC) of irradiance of 1000 W/m<sup>2</sup>, spectrum AM 1.5 and cell temperature of 25°C.

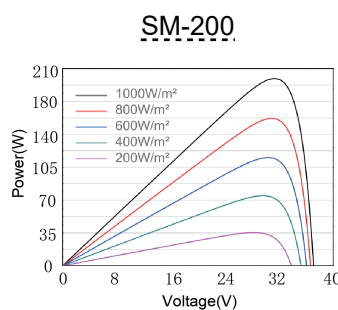
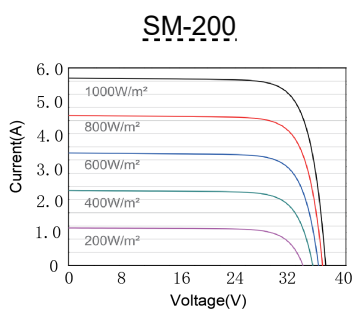
### TEMPERATURE CHARACTERISTICS

NOCT	45±2°C	Temp Coefficient of Isc	+0.046%/°C
Temp Coefficient of Voc	-0.275%/°C	Temp Coefficient of Pmax	-0.350%/°C

### PACKING CONFIGURATION

Modules/Carton	2 Pieces	Modules/40' Container	1850Piece
----------------	----------	-----------------------	-----------

### ELECTRICAL PARAMETER CURVE



Power Tolerance	± 3%
Operating Temperature	-40°C~+85°C
Wind Load/ Snow Load	2400pa/5400pa